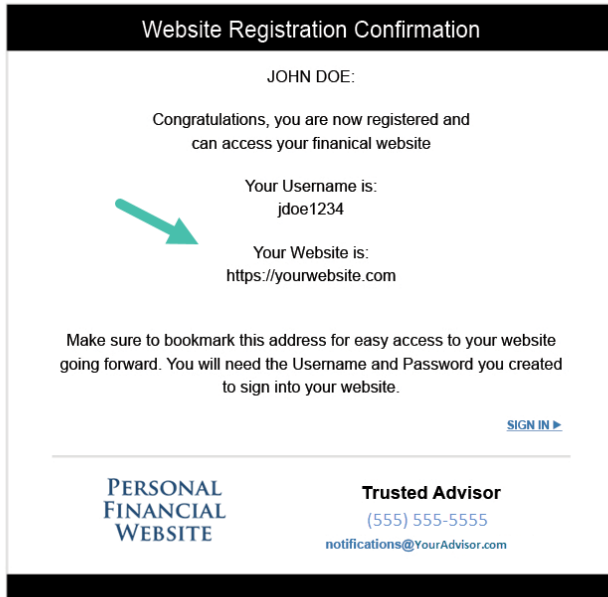


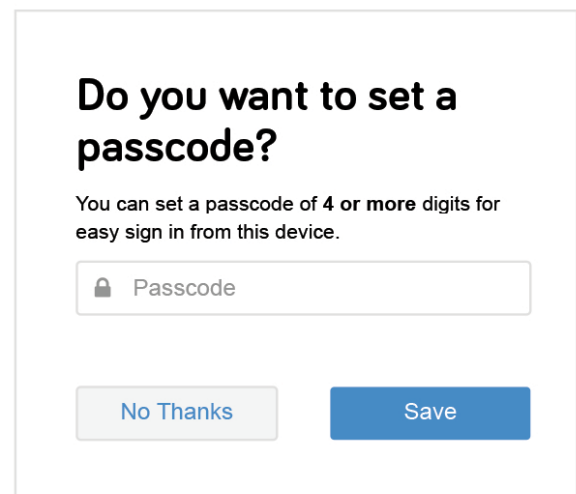
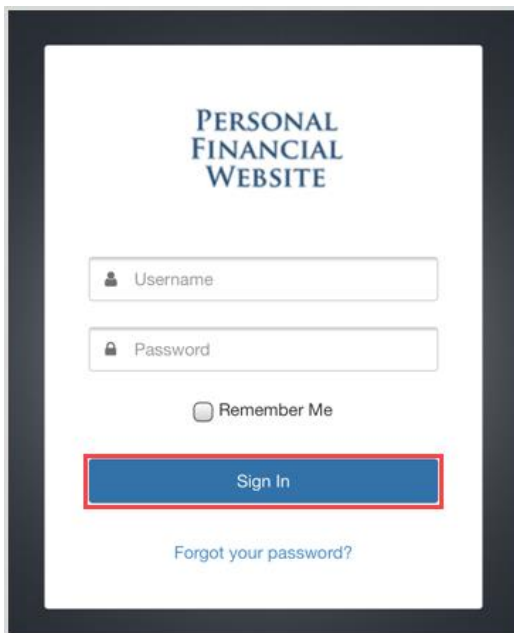
Access the Mobile Site

The Mobile version of your Personal Financial Website includes the same features from the desktop version, including a consolidated view of your information.

1. To access your website, use your normal login URL. You can refer to the confirmation email sent to you when you first registered your access. Enter that URL into your mobile device's browser.

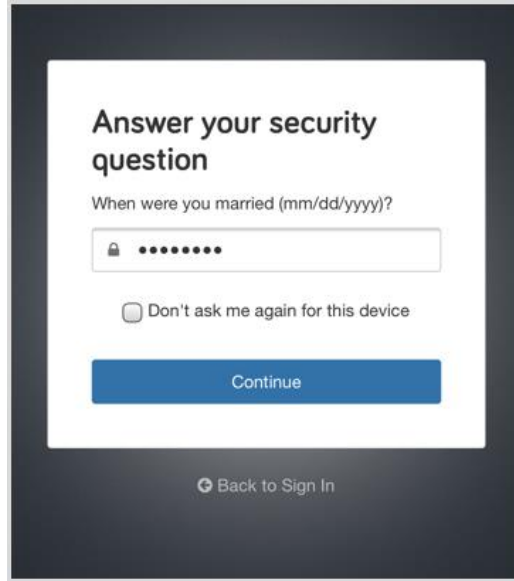


2. The first time you log on, enter the same Username and Password you use to access your full Personal Financial Website. After this initial logon, you'll be prompted to register your device and create a 4 digit PIN for easier access in the future.



Access the Mobile Site

- 3. You may be prompted with a security challenge. Security Questions and Passcodes are managed from Security section on the Settings Tab.



- 4. Once successfully authenticated, you will be taken to your Home page which consolidates all the data you have entered into your website so far. All the same features are available from the **MENU** drop-down.

